

ATACAMA- family

.... a grey mouse?
on the contrary, a high-tech
truck!

Grey, because in the evening twilight and in the night the contours of the vehicle are to meld unobtrusively with the surrounding countryside.

high-tech: ACTION MOBIL has thought of something special regarding the lifting device for the Enduro at the rear of the cabin: The Enduro is being used in off-road terrain and the ACTION MOBIL takes it there. For this purpose an optimized angle of departure at the rear of the vehicle is one of the most important prerequisites. It means that the transporting device at the rear must not impair the angle of departure. The solution to the problem is a hydraulically operated construction made of special steel. An added benefit is that the mounting height of the motorcycle makes it difficult for thieves to get hold of it. Yet another innovative solution by ACTION MOBIL.

family: The double cabin of the MAN driver's cab is by far the safest and most comfortable solution for transporting people on long-distance trips. Its 4 doors facilitate boarding and leaving the vehicle and, naturally, loading is also made easier. It goes without saying that there is a direct passage between the driver's cab and the ACTION MOBIL cabin.

Your family will thank you for it!

ACTION MOBIL

EXPEDITIONSMOBILE / ALL WHEEL MOTORHOMES / VÉHICULES D'EXPÉDITION

PDF
JOURNAL

www.actionmobil.com

1 / 2010



This journal informs about important topics, innovations and events about:

ACTION MOBIL
BUILT IN AUSTRIA
DRIVEN IN THE WORLD!

GLOBAL CRUISER
OF THE TOP CATEGORY!



ATACAMA L-family

Living in a villa on wheels – one day here, the next day somewhere else. Always parked in places with the most gorgeous view of the landscape and preferably without neighbours. Often such marvellous sites cannot be reached but with the help of a four-wheel drive. Wherever you may be, the ACTION MOBIL amenities such as spacious sanitary area, comfortable kitchen, oven, freezer, coffee machine, TV and many others will always be at your disposal. Even after tiring driving days you will be able to enjoy a restful close of the day, thus making it a unique experience.

The photo shows the view from the bedroom area facing the front. In front of the permanent double bed we have placed the comfortable sofa. Within seconds the electrically operated table can be lowered, making space for another large bed. Right at the front you see the sanitary area. In the photo the door to the shower is open. Behind the door, on the left you find a toilet and washroom. In the same photo you also see the closable passage leading to the driver's cab.



ATACAMA L-family

Easy-care furniture tops in light colours provide the interior with an accommodating, sunny atmosphere. The furniture doors conceal sophisticated gadgets, such as a swing-out coffee machine, a roll-out TV screen, wine glasses fixed in place to make them off-road proof, and many others. Have a look at the functional kitchen with its worktop made of stainless steel, its electric induction field, the stainless steel oven and the genuine ACTION MOBIL fridge with its functional roll-out baskets. They keep your fridge tidy and, on top of that, bottles can be stored upright. Automatic air conditioning of the cabin is a matter of course.

ACTION MOBIL

IMPRESSUM:
 Pdf-Journal: Informationen und Neuigkeiten der Firma:
 ACTION MOBIL Ges.m.b.H.&Co.KG, A5760 SAALFELDEN,
 Leogangstr. 53. www.actionmobil.com
 Gestaltung und für den Inhalt verantwortlich: O. Reitz
 Fotos: ACTION MOBIL



ATACAMA L-family

The sanitary area

gets a lot of attention in the ACTION MOBIL vehicles. The model ATACAMA provides a sophisticated solution which takes up a minimum of space. The door can be fixed in two positions, thus creating separate functional areas. Above the ceramic toilet, a folding down washbasin, specially designed by ACTION MOBIL, is mounted. The toilet is equipped with an additional hygiene shower. Everything you need is in place for travelling in countries with low hygienic standards, and there is one more thing not to be forgotten: What can be more enjoyable than taking a shower after some sports activities on your Enduro? ***This is what the pleasure of travelling is all about.***

NEWS!

In the past year of 2009 the ACTION MOBIL family has again grown considerably. The Management would like to thank you for the trust you place in us.

The year 2010 is to become a milestone in the history of ACTION MOBIL. 30 years of innovative development work will be crowned with the erection of a new manufacturing hall.



30 Jahre ans ACTION MOBIL



www.actionmobil.com

Weltreisemobile der Sonderklasse!
Global Cruisers of the top category!
Globe Cruiser de la catégorie supérieure!

ACTION MOBIL

of AUSTRIA



GmbH & Co.KG

Fahzeugaufbauten fürs Gelände - Expeditions-Aufbauten - Spezialaufbauten für Wissenschaft und Forschung - Handel mit technischer Ausrüstung

ACTION MOBIL *ATACAMA L FAMILY*



ACTION MOBIL ATACAMA L FAMILY

Technical datas:

The MAN chassis:

MAN TGM 18.330 4x4 BB 4x4
extended wheelbase 4.750 mm
crew cab with 7 seats.
MAN 6-cylinder inline turbodiesel with intercooler
Displacement 420 cubic in. (6.871 ccm)
Performance 239 kW/330 hp Euro 3
12-speed gearbox ZF-tipmatic
2 speed transfer case with street and cross country ratios
part-time all wheel drive with center differential lock
Differential locks for front and rear axle
Disc brakes.
Anti lock brake system
Leaf springs front and air suspension rear
Tires 395/85 R 20 Michelin XZL, tubeless (385/65 R 22,5)
fuel tank capacity 158 U.S. gallons (600 liters)
Fuel prefilter with water separator
seats with air suspension, heatable
Satellite navigation system (GPS) on request
Aircondition
Additional safety locks for drivers cab on request

The ACTION MOBIL-body:

Construction:

Self supporting sandwich plate panels of fibre glass composite.
Panel connections made by adhesive bond to custom extrusions eliminates metallic heat conduction paths.
Wall thickness 2,40" (61 mm) with polyurethane foam insulation, reinforces polyester.

Dimension: 19'4" (5.900mm) x 8'1" (2.470mm) , inside height 6'7"(2.000 mm)

Entrance door and storage compartment doors:

entrance door and storage doors constructed of fibreglass composite plates and frames.
Thickness of doors 2,40" (61 mm) .
Double sealed doors with heavy duty locks
Stainless steel hinges throughout.
Additional retractable bolts at top and bottom of entrance door.
Safety cylinder locks all keyed alike.

Windows:

Burglarproof, scratchproof top hinged ACTION MOBIL-windows.
Double insulated thermal window glass.
Shutters and mosquito nets.

Technical equipment

Electrical equipment:

Custom control panel to control powermanagement and liquide storages.
Battery main switch, savety cutout, fault current breaker.
DC power supply by Gel-battery bank, automatic I-U regulated alternator and AC automatic I-U shore charger with cell temperature sensing.
Battery capacity: 24 V 250 Ah
Alternator charge rate: 28 V 100 A
Shore charge rate: 28V 70 A
Inverter 24 V/230 V, max output 3.000 W
Power plugs for 12 V DC, 24 V and 230 V AC.
liquid cooled generator, cont. output 3,5 kW

Water supply:

158 U.S. gallons (600 l)
7 U.S. gallons (24 l) l hot water-heat exchanger.
waste water tank, 54 U.S. gallons (205 liters) .
Water faucets in bath and kitchen are built due to highest household quality standards.
All plumbing is insulated to prevent freezing.
City water connector and outside shower on request.
Water filtration system on request

LPG supply:

2 x 11kg gas bottles to be serviced from outside.

Toilet:

Porcelain toilet with water flushing. Black water tank 28 U.S. gallons (105 liters).

Heating system:

4 stage diesel powered warm water central heating (5 kW) High radiant heat share due to radiators in living area and towel radiator in bath area.

Dimensions**GVWR:**

26650 lb. (11.990 kg).

Overall dimensions:

length 29'8" (7.970 mm) , width 8'1" (2.350 mm) , overall height 12' (3660 mm)

PDF
JOURNAL

EXPEDITIONSMOBILE / ALL WHEEL MOTORHOMES / VÉHICULES D'EXPÉDITION www.actionmobil.com

1 / 2011



PLAYING WITH LIGHT! ATACAMA L-C/Cab

This journal informs about important topics, innovations and events about:

ACTION MOBIL
BUILT IN AUSTRIA
DRIVEN IN THE WORLD!

GLOBAL CRUISER
OF THE TOP CATEGORY!





LIGHT-

Playing with it creates atmosphere!

LED-technology makes it possible. Be it light-bands, spotlights or room illumination, everything appears smaller and more impressive. Above all, energy is being saved and exchanging illuminants becomes a rare thing. Stair lighting and orientation lights can remain in operation for hours. Soft light or changeable colours to be selected via remote control, in each case the light can be adapted according to one's mood. Gadgets that are fun and make sense at the same time.

Cosy environment full of atmosphere, carefully chosen materials and accessories, enveloped in the right light.

In the ACTION MOBIL, type ATACAMA L-C/Cab, everything matches perfectly. At the same time the vehicle is compact and agile. The generous ground plan is possible thanks to the compact and short cabin of the MAN chassis with C-Cab. The angle of indine can cope with almost any terrain.

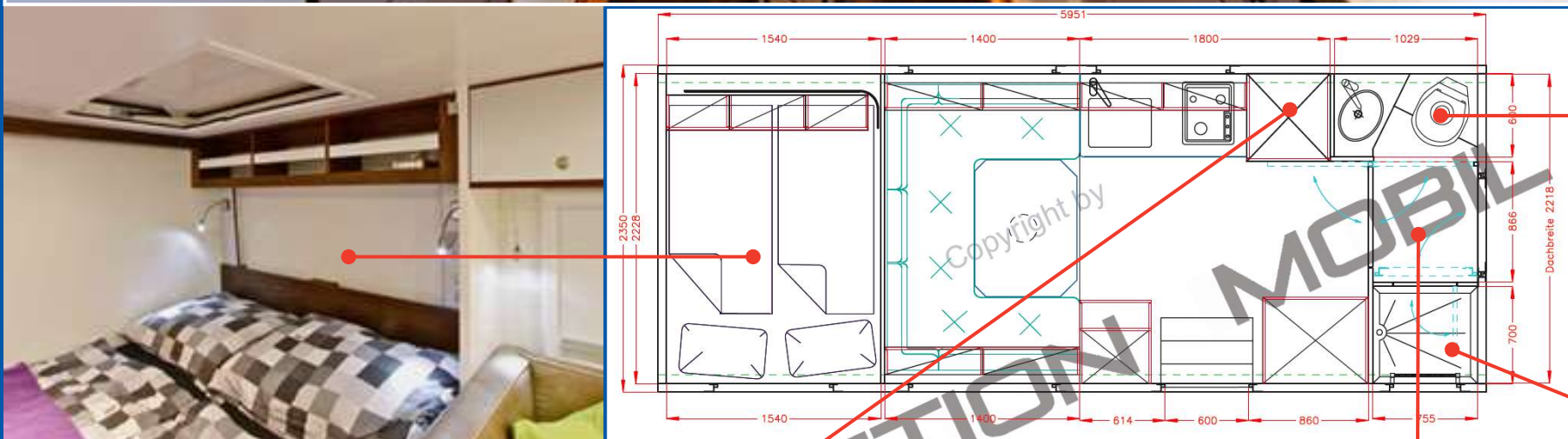

ACTION MOBIL

ACTION MOBIL



A ground plan that has proven its worth many times over!

In the bedroom cabin there is space for a large double bed. Here you will never feel cramped in.



The sanitary area in the ATACAMA, located in the front of the cabin, is particularly remarkable. The ground plan offers three areas separated from each other: WC and washroom, shower and dressing room. These areas can be combined by a door to be fixed in 2 positions.



The kitchen: Gas stove with oven, stainless steel sink, all of which can be covered with

ACTION MOBIL

SPEZIALFAHRZEUGE FÜR FERNREISEN, EXPEDITION UND WISSENSCHAFT

ACTION MOBIL *ATACAMA L C CAB*



ACTION MOBIL *ATACAMA L C CAB*

Technical datas:

The MAN chassis:

MAN TGM 13.280 4x4 BL 4x4
Wheel base 13´9" (4200 mm)
extended type drivers cab (+260mm).
MAN 6-cylinder inline turbodiesel with intercooler
Displacement 420 cubic in. (6.871 ccm)
Performance 206 kW/280 hp Euro 4
ZF 12-speed semi-automatic gearbox
2 speed transfer case with street and cross country ratios
permanent all wheel drive with center differential lock
Differential locks for front and rear axle
Disc brakes.
Anti lock brake system
Leaf springs front and air suspension rear
Tires 365/80 R 20 Michelin XZL, tubeless (385/65 R 22,5 or 395/85 R 20 on request)
1 fuel tank, capacity 105 U.S. gallons (400 liters). 800 liters/210 gallons on request
Fuel prefilter with water separator
seats with air suspension, heatable
Satellite navigation system (GPS)
Aircondition
Additional safety locks for drivers cab on request

The ACTION MOBIL-body:

Construction:

Self supporting sandwich plate panels of fibre glass composite.
Panel connections made by adhesive bond to custom extrusions eliminates metallic heat conduction paths.
Wall thickness 2,40" (61 mm) with polyurethane foam insulation, reinforces polyester.

Dimension: 19´6" (5.950 mm) x 7´9" (2.350mm) , inside height 6´5" (1.950 mm)

Entrance door and storage compartment doors:

entrance door and storage doors constructed of fibreglass composite plates and frames.
Thickness of doors 2,40" (61 mm) .
Double sealed doors with heavy duty locks
Stainless steel hinges throughout.
Additional retractable bolts at top and bottom of entrance door.
Safety cylinder locks all keyed alike.

Windows:

Burglarproof, scratchproof top hinged ACTION MOBIL-windows.
Double insulated thermal window glass.
Shutters and mosquito nets.

Technical equipment

Electrical equipment:

Custom control panel to control powermanagement and liquide storages.

Battery main switch, savety cutout, fault current breaker.

DC power supply by Gel-battery bank, automatic I-U regulated alternator and AC automatic I-U shore charger with cell temperature sensing.

Battery capacity: 24 V 500 Ah

Alternator charge rate: 28 V 100 A

Shore charge rate: 28V 70 A

Inverter 24 V/230 V, max output 3.000 W

Power plugs for 12 V DC, 24 V and 230 V AC.

Solar system 2 x 240 Watt (up to 5 x 240 watt possible)

Water supply:

122 U.S. gallons (460 l)

7 U.S. gallons (24 l) l hot water-heat exchanger.

waste water tank, 47 U.S. gallons (180 liters) .

Water faucets in bath and kitchen are built due to highest household quality standards.

All plumbing is insulated to prevent freezing.

City water connector and outside shower.

Water filtration system

LPG supply:

2 x 11kg gas bottles to be serviced from outside.

Toilet:

water flushing china bone toilet 80 Liters (21 U.S. gallons).

Heating system:

4 stage diesel powered warm water central heating (5 kW) High radiant heat share due to radiators in living area and towel radiator in bath area.

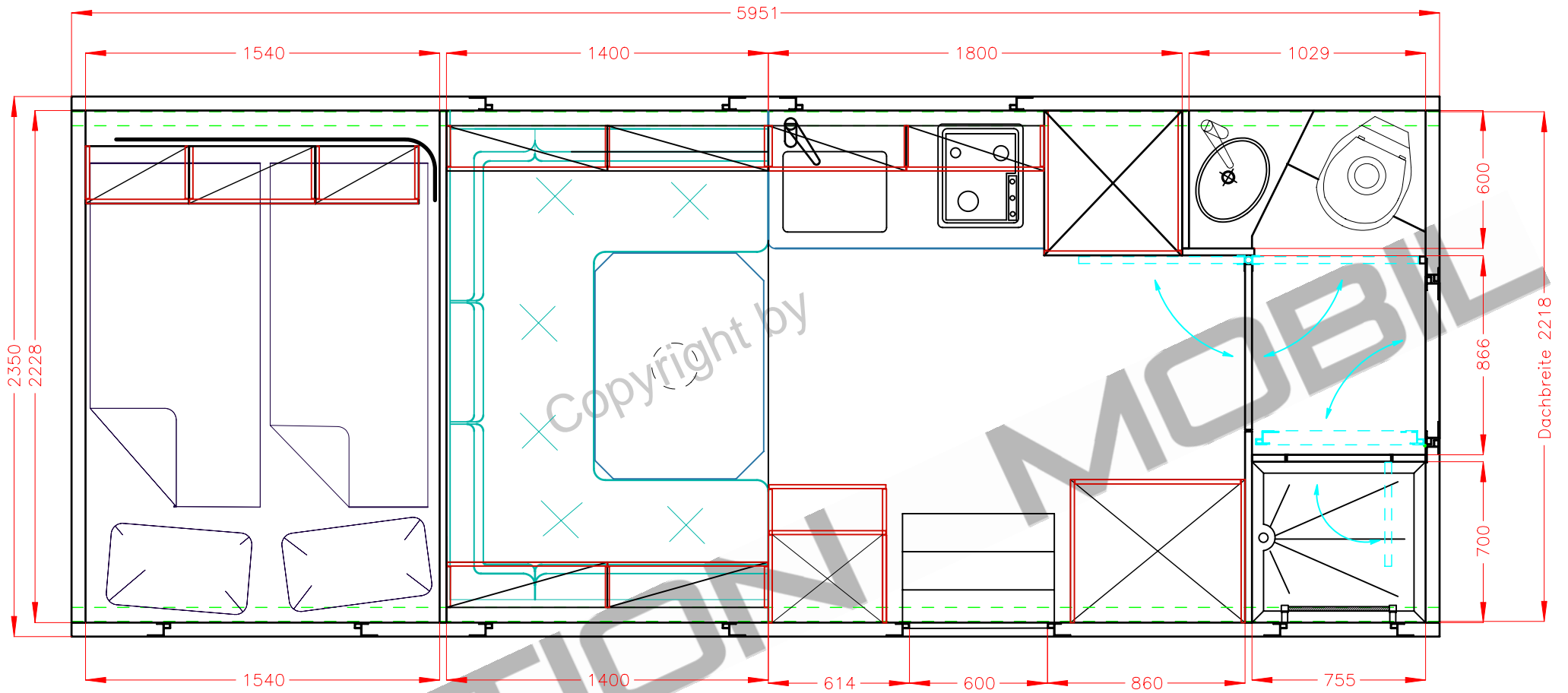
Dimensions

GVWR:

26000 lb. (13.000 kg).

Overall dimensions:

length 26´6" (8.100 mm) , width 7´9" (2.350 mm) , overall height 11´11" (3.640 mm)



Projekt			Action Mobil ATACAMA L		
Bauteil			Kabine 2 - 3		
Ansicht			Grundriß		
Maßstab	Index:	0			Pos.
1:25					K 2-3

ACTION MOBIL

SPEZIALFAHRZEUGE FÜR FERNREISEN, EXPEDITION UND WISSENSCHAFT

ACTION MOBIL *ATACAMA L C CAB*



ACTION MOBIL *ATACAMA L C CAB*

Technical datas:

The MAN chassis:

MAN TGM 13.280 4x4 BL 4x4
Wheel base 13´9" (4200 mm)
extended type drivers cab (+260mm).
MAN 6-cylinder inline turbodiesel with intercooler
Displacement 420 cubic in. (6.871 ccm)
Performance 206 kW/280 hp Euro 4
ZF 12-speed semi-automatic gearbox
2 speed transfer case with street and cross country ratios
permanent all wheel drive with center differential lock
Differential locks for front and rear axle
Disc brakes.
Anti lock brake system
Leaf springs front and air suspension rear
Tires 365/80 R 20 Michelin XZL, tubeless (385/65 R 22,5 or 395/85 R 20 on request)
1 fuel tank, capacity 105 U.S. gallons (400 liters). 800 liters/210 gallons on request
Fuel prefilter with water separator
seats with air suspension, heatable
Satellite navigation system (GPS)
Aircondition
Additional safety locks for drivers cab on request

The ACTION MOBIL-body:

Construction:

Self supporting sandwich plate panels of fibre glass composite.
Panel connections made by adhesive bond to custom extrusions eliminates metallic heat conduction paths.
Wall thickness 2,40" (61 mm) with polyurethane foam insulation, reinforces polyester.

Dimension: 19´6" (5.950 mm) x 7´9" (2.350mm) , inside height 6´5" (1.950 mm)

Entrance door and storage compartment doors:

entrance door and storage doors constructed of fibreglass composite plates and frames.
Thickness of doors 2,40" (61 mm) .
Double sealed doors with heavy duty locks
Stainless steel hinges throughout.
Additional retractable bolts at top and bottom of entrance door.
Safety cylinder locks all keyed alike.

Windows:

Burglarproof, scratchproof top hinged ACTION MOBIL-windows.
Double insulated thermal window glass.
Shutters and mosquito nets.

Technical equipment

Electrical equipment:

Custom control panel to control powermanagement and liquide storages.

Battery main switch, savety cutout, fault current breaker.

DC power supply by Gel-battery bank, automatic I-U regulated alternator and AC automatic I-U shore charger with cell temperature sensing.

Battery capacity: 24 V 500 Ah

Alternator charge rate: 28 V 100 A

Shore charge rate: 28V 70 A

Inverter 24 V/230 V, max output 3.000 W

Power plugs for 12 V DC, 24 V and 230 V AC.

Solar system 2 x 240 Watt (up to 5 x 240 watt possible)

Water supply:

122 U.S. gallons (460 l)

7 U.S. gallons (24 l) l hot water-heat exchanger.

waste water tank, 47 U.S. gallons (180 liters) .

Water faucets in bath and kitchen are built due to highest household quality standards.

All plumbing is insulated to prevent freezing.

City water connector and outside shower.

Water filtration system

LPG supply:

2 x 11kg gas bottles to be serviced from outside.

Toilet:

water flushing china bone toilet 80 Liters (21 U.S. gallons).

Heating system:

4 stage diesel powered warm water central heating (5 kW) High radiant heat share due to radiators in living area and towel radiator in bath area.

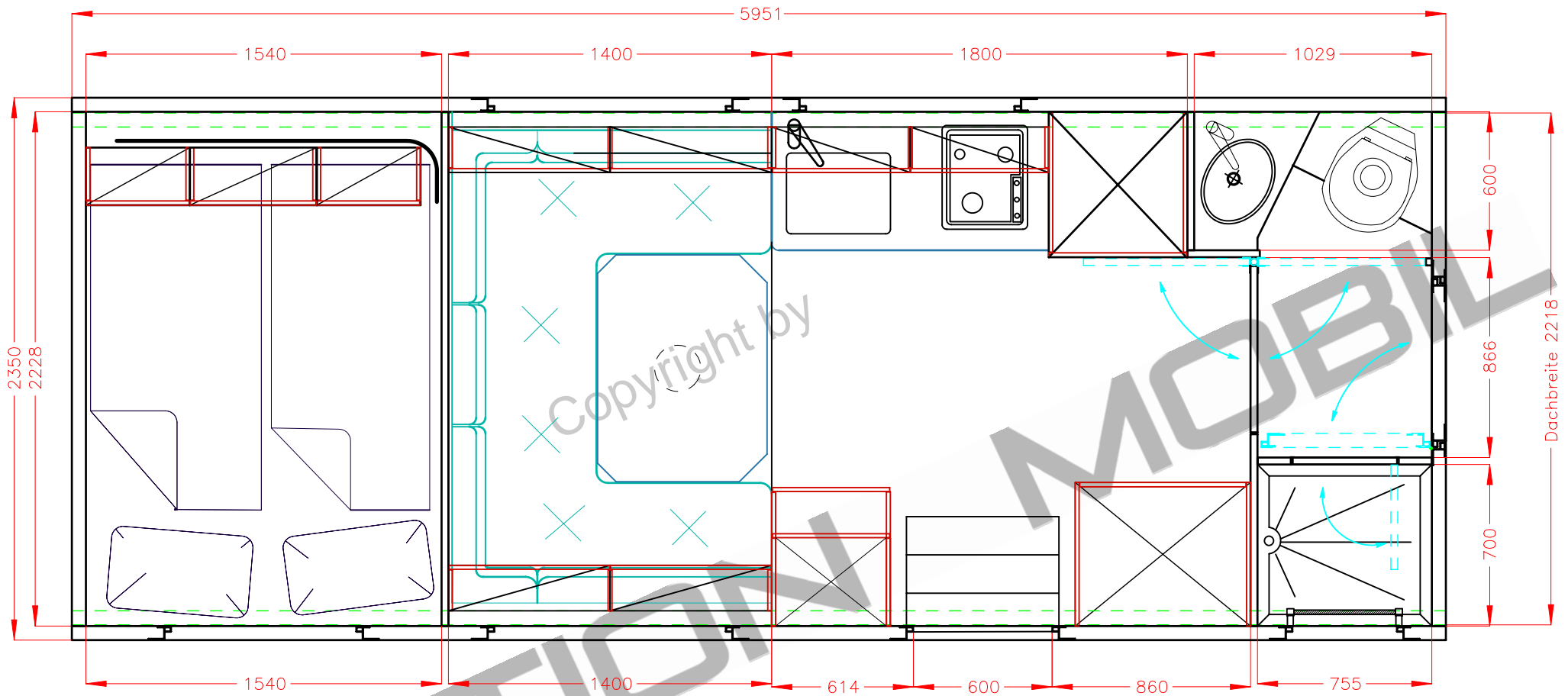
Dimensions

GVWR:

26000 lb. (13.000 kg).

Overall dimensions:

length 26´6" (8.100 mm) , width 7´9" (2.350 mm) , overall height 11´11" (3.640 mm)



Projekt			
Action Mobil ATACAMA L			
Bauteil			
Kabine 2 - 3			
Ansicht			
Grundriß			
Maßstab	Index:	0	Pos.
1:25			K 2-3